



A FREEBIE from

Nicole O'Connor



Eagle Eye

Lips the Fish

Stretchy Snake

Chunky Monkey

Skippy Frog

Tryin' Lion

Flippy the Dolphin

Careful Kangaroo






Accuracy

READING STRATEGIES

Accuracy Strategies

I can read the words.

Here are some strategies that I can use:

<p>Eagle Eye</p> 	<p>Use the pictures Do the words and pictures match?</p>
<p>Lips the Fish</p> 	<p>Use beginning and ending sounds Get your lips ready to read those sounds.</p>
<p>Stretchy Snake</p> 	<p>Stretch and blend sounds, then reread.</p>
<p>Chunky Monkey</p> 	<p>Chunk letters and sounds together</p>
<p>Skippy Frog</p> 	<p>Skip the word, then come back</p>
<p>Tryin' Lion</p> 	<p>Trade a word Try a word that makes sense</p>
<p>Flippy the Dolphin</p> 	<p>Flip the sound Try short and long vowel sounds</p>
<p>Careful Kangaroo</p> 	<p>Cross checking Do the pictures/words look right? Do they sound right? Do they make sense?</p>

Thank you for downloading my
Accuracy Reading Strategies Guide.

Enjoy this free resource!

Please visit my blog at
firstiefavorites.blogspot.com
for more literacy ideas!

Clip art and font credit:



Accuracy
READING STRATEGIES